





Glasstech Limited

Glasstech Limited is one of the promising concern of R. M. Group. We are associated with R. M. International, the maiden business entity of the group, that started its journey in 1984 and pioneering leadership in the market with glass sheets, glass blocks, glass doors, door hardware, alco tops and other related items.

Glasstech is proud to be the first company in the country, introducing 100% eco-friendly UV-LED printing technology that can print on any surface including glass, wood, canvas, plastic, alco top, tiles, glass blocks and many more!

AUTOMATIC DOOR

AUTOMATIC SLIDING DOOR



Discreet, elegant and safe automatic doors that offers infinite solutions. It is equipped with innovative energy saving system that reduces heat exchange to a minimum. From safety to energy savings and ease of use, everything is automatic and in full compliance with the standard.

Benefits

Ease of use and maintenance

Environmental protection

Better hygiene control

Barrier free

Product Features


Detects size & weight of the door quickly & accurately

Encounter obstacle protection, detection function

Door opening function can be set freely

Remote control function - safe & reliable

Single Door



Double Door



Technical Specifications

Category	Single Door	Double Door
Loading Capacity	≤ 120 Kgs	≤ 2 X 120 Kgs
Power Supply	AC160-250V 50-60Hz	
Rail Length	2,000 mm	4,000 mm
Min - Max Clear Width	500 mm to 2,000 mm	1,000 mm to 3,500 mm
Opening/Closing Speed	100mm - 500mm/sec (adjustable)	
Hold Open Time	0 - 10 sec (adjustable)	
DC Motor	DC 24V 2200 RPM Geared Motor (60W/90W)	
Guarantee	2 Years	

AUTOMATIC SWING DOOR



Product Features

Microcomputer controller ensures fast and accurate detection of the door that includes both size & weight.

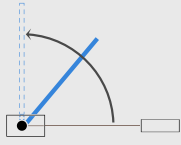
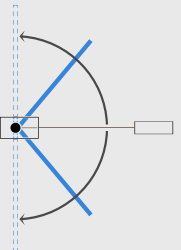
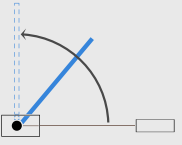
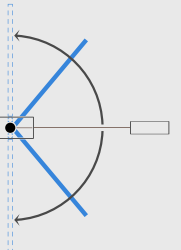
When the door is locked, the lock force can be up to 100 kg.

Standby power equipped enables the door motor to automatically run up to 5 hours when the power supply is cut off.

Intelligent protection against obstacle (using an automatic revolving door protection system).



Technical Specifications

Product Code	OW150	TW150	OW180	TW180
Door Opening Direction	 One Way	 Two Way	 One Way	 Two Way
Door Width	Maximum 1,200 mm (3.94 ft)		Maximum 1,400 mm (4.59 ft)	
Door Weight	Maximum 100 kg		Maximum 150 kg	
Power Supply	AC110-230V		AC220-AC14V	
Applicable to	Vertical hinged door of all materials			
Open Hold-Time	0 - 30 seconds [Adjustable]			
Opening Time	3 - 7 seconds [Adjustable]			
Closing Time	3 - 7 seconds [Adjustable]			
Input Power	Static = 6W, Maximum = 45W at an average			
Opening Angle	90° - 130° [Adjustable]			

ARCHITECTURAL GLASS HARDWARE

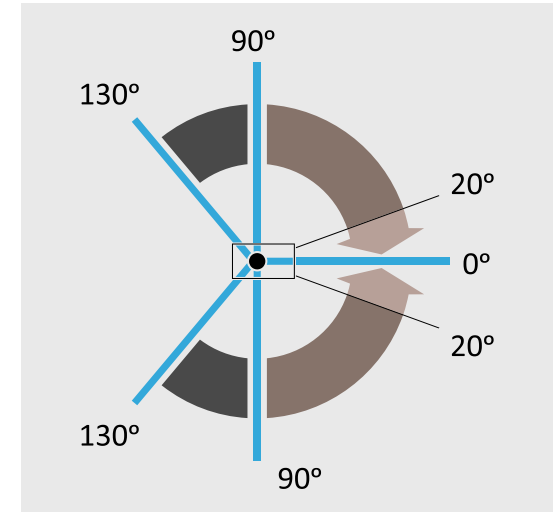
FLOOR SPRING



Product Features

- High Durability
- Energy conservation
- Concealed mounting
- Suitable for wood, glass, metal & fire rated door
- Controlled closing speed

Door Open Position



- 90° position open in both directions
- Maximum Opening 130°

Technical Specifications

Products		
Dimension	306mm X 108mm X 41mm	
Door Weight (Maximum)	150 Kg	
Door Width (Maximum)	1250 mm	
Guarantee	10 Years	5 Years
Power Size	18NM, 26NM & 35NM	
International Standard	ANSI	

PATCH FITTINGS

We provide glass patch fittings for doors, offering designers and architects a complete selection of products for most frameless glass configurations.

With a maximum door weight of 150 Kgs, our glass patch fitting design is manufactured to meet the industry standard and deliver the ultimate in strength and reliability.



Top Patch & Bottom Patch

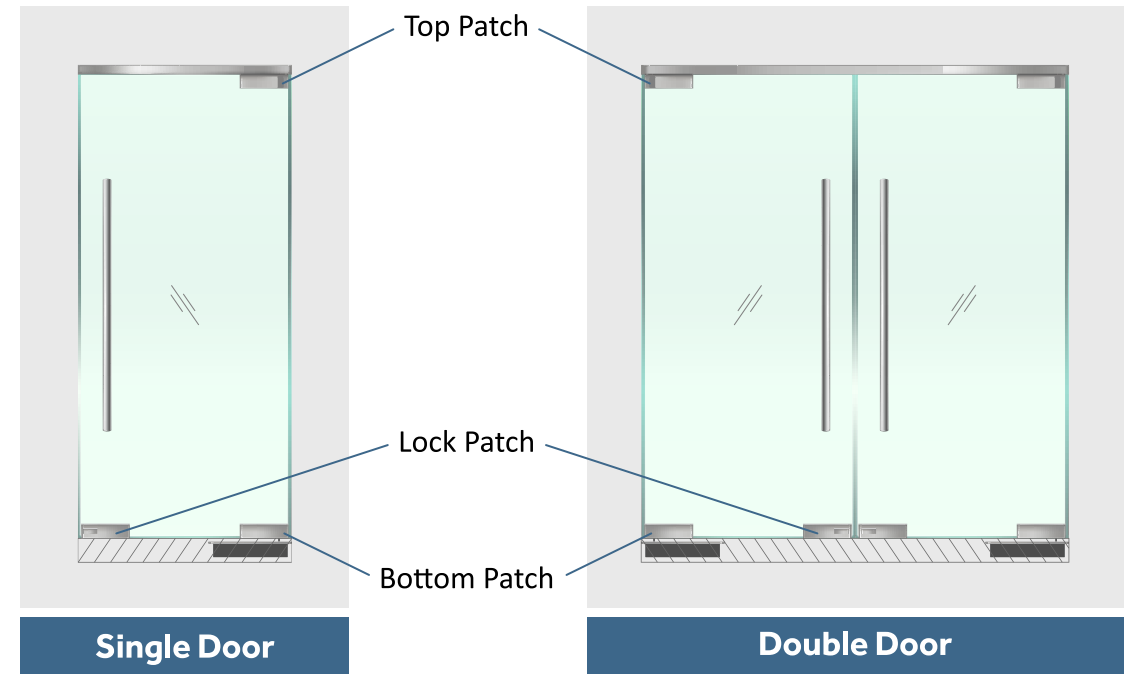


Lock Patch



Hydraulic Patch

<p>Door Weight 100 Kg</p>	<p>Door Width 1100mm</p>	<p>Lifetime 500,000 cycles</p>
--------------------------------------	-------------------------------------	---



SPIDER FITTINGS



SHOWER ACCESSORIES



90° Wall-to-Glass



180° Glass-to-Glass



90° Glass-to-Glass



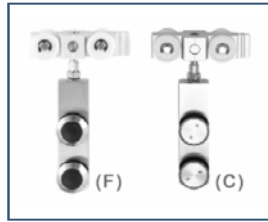
135° Glass-to-Glass



GRH65



GRH73W



GRH50C, GRH50F




GRH10

HANDLES



Our door handles are made of 304 Stainless steel tubing with precision bending. Suitable for heavy glass doors and wooden doors. We have a wide range of variety handles.

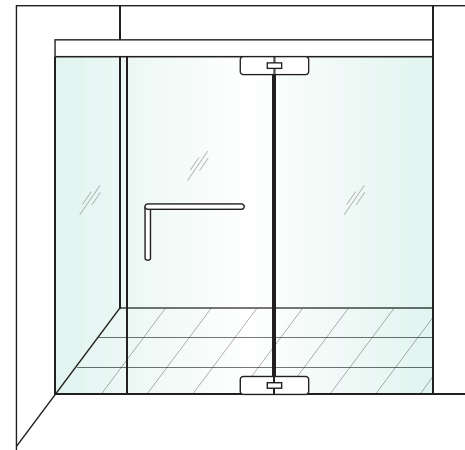
GLASS SHEET & MIRROR



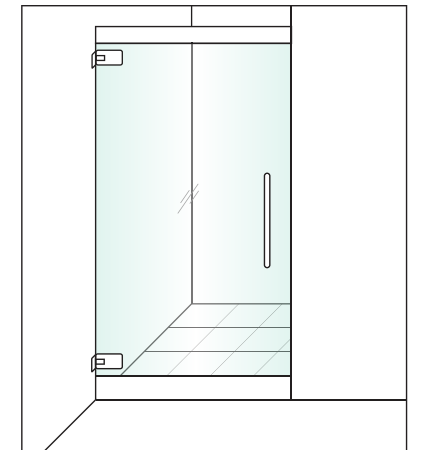
R. M. International started its long remarkable journey by importing and trading of different types of glass sheets, belgium mirror, reflective glass and other related items since 1984 with pioneering leadership in the market.



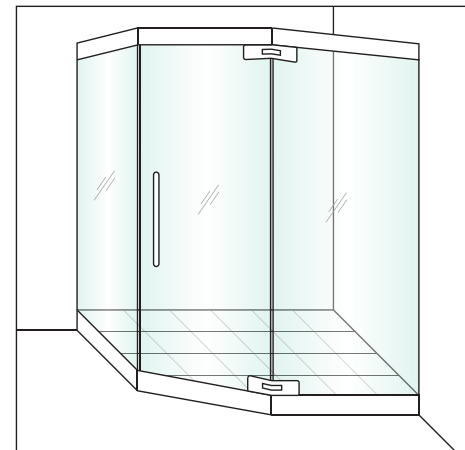
FRAMELESS SHOWER SCREEN SYSTEM FOR YOUR BATHROOM



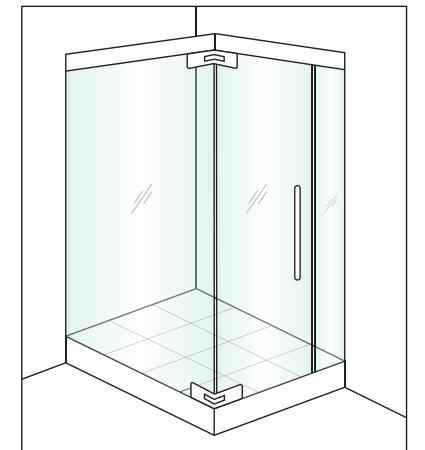
180° Hinge, Glass-to-Glass



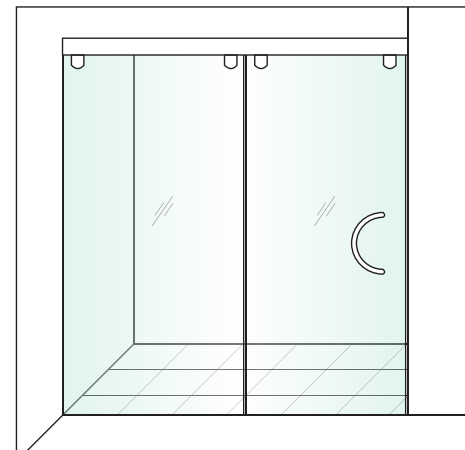
Wall-Mounted Hinge Glass Door



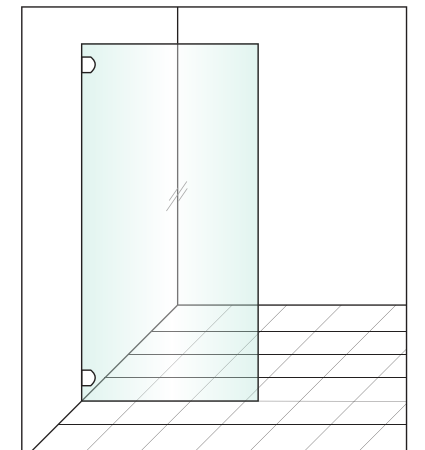
135° Hinge, Glass-to-Glass



90° Hinge, Glass-to-Glass



Wall Hanging Sliding Glass



Wall Glass Partition

GLASS BLOCKS

Made in Indonesia



WAVE

GB1001



TOBA

GB1002



PURA

GB1003



BROMO

GB1004



BUBBLE

GB1005



QUADRA

GB1006



BIMA

GB1007



OCEAN VIEW

GB1008



CANDI

GB1009

Dimension	190mm X 190mm X 80mm
Weight	2.4kgs
Light Transmission	75% transmittance

Compressive Strength	> 600PSI
Impact Strength	> 60PI
Dimension Tolerance	±2mm

Glass Block Benefits

- **Beauty & Versatile**
Provides a delicate beauty and aesthetics
- **Security & Privacy**
Reduced noise, distorts the vision from outside and act as a brick wall - cannot be broken or dismantled easily. It creates separation between spaces.
- **Higher Energy Efficiency**
Eliminates the risk of air leakages. Enhances heat control, as well as minimizes noise and dust entry.
- **Durability & Cost Effectiveness**
Scratch resistance and maintenance free.
- **Weather Resistance**
Highly thermal resistant and repel all weather elements.
- **Visibility Light**
Available natural light in both indoor and outdoor.



GLASS BLOCKS FOR EDGES & CORNERS



END BLOCK



DOUBLE END BLOCK



ANGLE BLOCK

UV LED PRINT TECHNOLOGY

We introduced first concept of Nano Technology based UV printing facility in Bangladesh with world's no. 1 'Green Printing' technology (eco-friendly printing solutions) from Europe. This technology is creating a benchmark in printing industries.

We have brought a complete printing solution for interior and exterior surfaces. We can print on any surface that includes glass, mirror, crystal, metal sheet, tiles, marble, granite, plastic, canvas, leather, wood, also top and many more.



Glass Blocks



Wall Ceiling



Table Top



Wall Frames



Canvas



Doors



Tiles



Wardrobe



Exterior



Crests & Crystal



Table Top Frame



Glasstech Limited

a concern of  R.M. GROUP

Corporate Office:

R. M. Center

182/A, Sheikh Mujib Road, Agrabad, Chittagong-4100.

☎ +880 31 2520741, +880 31 2520743, +880 17 30376885

✉ glasstech@rmgroup-bd.com

Dhaka Office:

Glasstech Limited

77-78, New Airport Road, Mohakhali (Opp. Setu Bhaban), Dhaka.

☎ +880 2222291085, +880 17 30376885

✉ glasstech@rmgroup-bd.com

🌐 www.glasstechbd.com

📘 Glasstech Limited